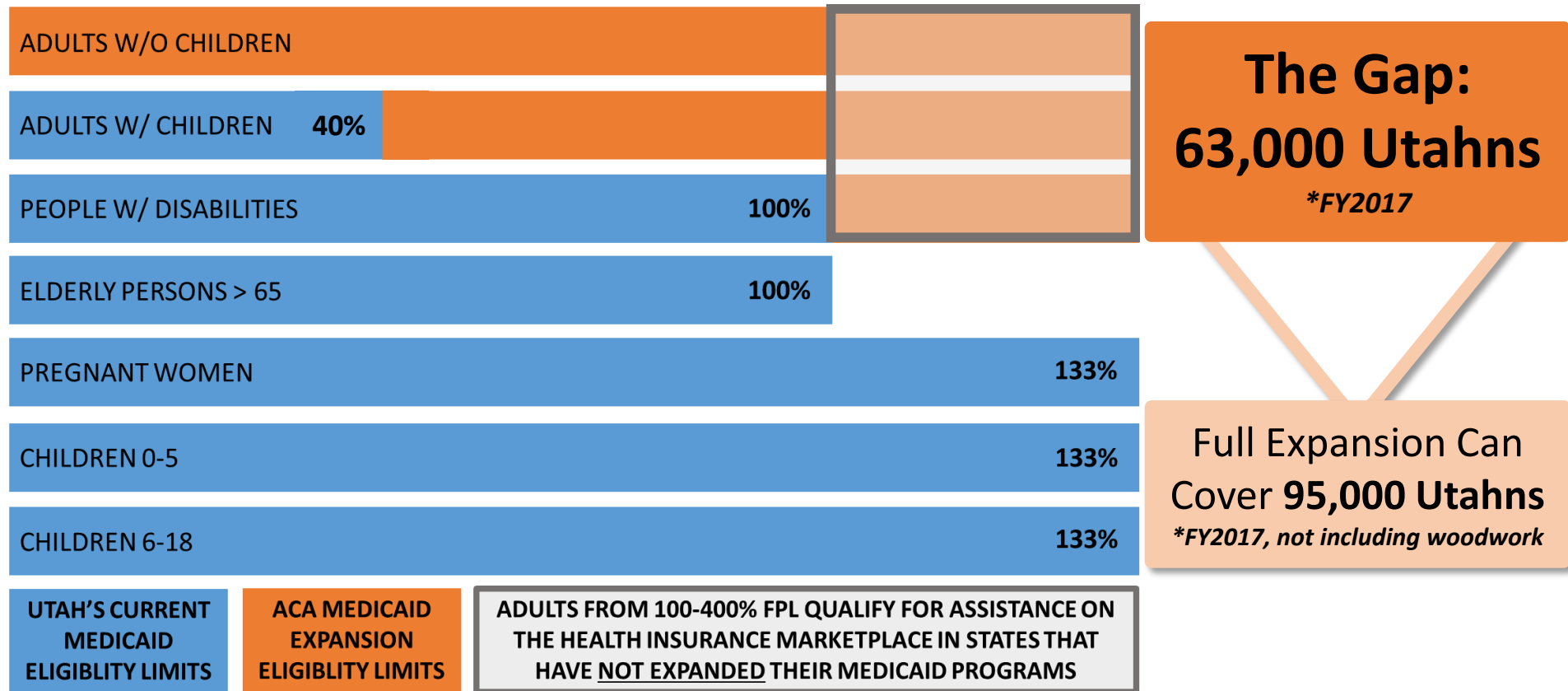


Pre HB437 Eligibility Requirements



Utahns who earn too little to qualify for tax subsidies through healthcare.gov, yet earn too much or otherwise don't "qualify" for Medicaid

Post HB437 Eligibility Requirements

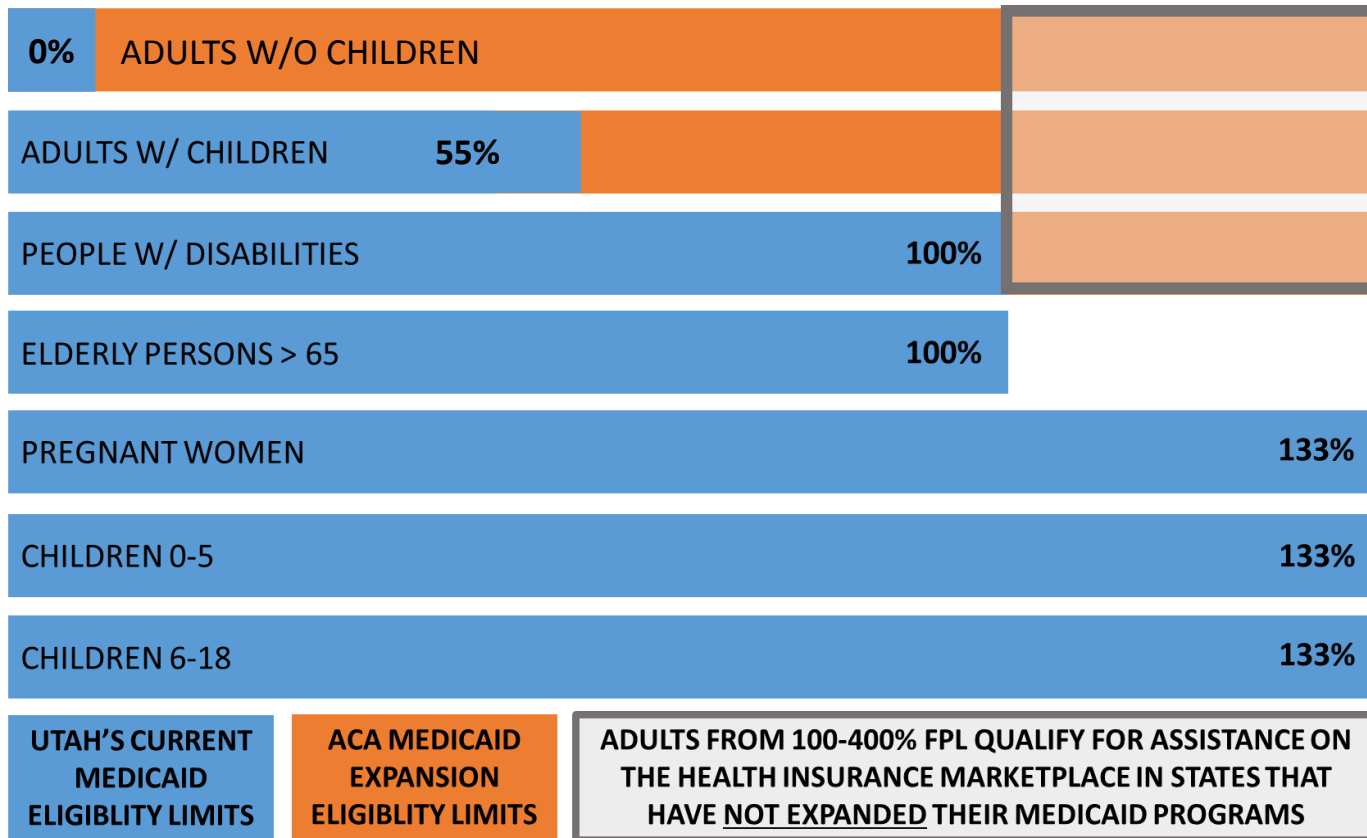
HB437 extends Medicaid to 16,300 Utahns

3,800 parents with children

12,500 adults without children*

*priority given to chronically homeless, recently incarcerated, substance use or mental health

Expected Start Date of January 2017



The Gap:
46,700 Utahns
**FY2017*

Full Expansion Can
Cover **78,700 Utahns**
**FY2017, not including woodwork*

Utahns who earn too little to qualify for tax subsidies through healthcare.gov, yet earn too much or otherwise don't "qualify" for Medicaid

Understand Who Falls into the Medicaid Coverage Gap

To Qualify for Medicaid in Utah: Low-Income + (Category)

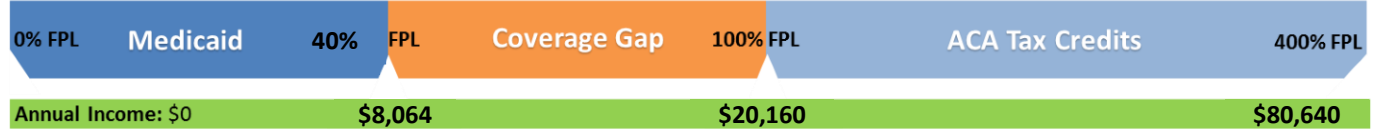
Pre-HB437 (Pregnant Woman, Child, Disabled, Aged, Parent <50% FPL)

Pre-HB437

63,000
Utahns Below Poverty
(2017)

Parents

Annual income for a family of three



Adults without kids

Annual income for a single adult



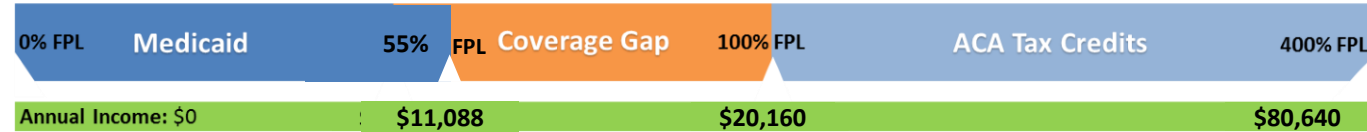
Post-HB437 (Pregnant Woman, Child, Disabled, Aged, Parent <55% FPL, Chronically Homeless, Recently Incarcerated, Substance Use or Mental Health)

Post-HB437

46,700
Utahns Below Poverty
(2017)

Parents

Annual income for a family of three



Adults without kids

Annual income for a single adult



Expected Start Date of January 2017

2016 Federal Poverty Level Guidelines

Annual Income

Household Size	5% adult w/o children threshold	40% parent threshold	44% parent threshold	55% new parent threshold	100% gap pop. Threshold	133% threshold to get enhanced FMAP	400% threshold for subsidies
1	\$594.00	\$4,752.00	\$5,227.20	\$6,534.00	\$11,880	\$15,800	\$47,520
2	\$801.00	\$6,408.00	\$7,048.80	\$8,811.00	\$16,020	\$21,307	\$64,080
3	\$1,008.00	\$8,064.00	\$8,870.40	\$11,088.00	\$20,160	\$26,813	\$80,640
4	\$1,215.00	\$9,720.00	\$10,692.00	\$13,365.00	\$24,300	\$32,319	\$97,200
5	\$1,422.00	\$11,376.00	\$12,513.60	\$15,642.00	\$28,440	\$37,825	\$113,760
6	\$1,629.00	\$13,032.00	\$14,335.20	\$17,919.00	\$32,580	\$43,331	\$130,320
7	\$1,836.50	\$14,692.00	\$16,161.20	\$20,201.50	\$36,730	\$48,851	\$146,920
8	\$2,044.50	\$16,356.00	\$17,991.60	\$22,489.50	\$40,890	\$54,384	\$163,560

2016 Federal Poverty Level Guidelines

Monthly Income

Household Size	5% adult w/o children threshold	40% parent threshold	44% parent threshold	55% new parent threshold	100% gap pop. Threshold	133% threshold to get enhanced FMAP	400% threshold for subsidies
1	\$49.50	\$396.00	\$435.60	\$544.50	\$990.00	\$1,316.70	\$3,960.00
2	\$66.75	\$534.00	\$587.40	\$734.25	\$1,335.00	\$1,775.55	\$5,340.00
3	\$84.00	\$672.00	\$739.20	\$924.00	\$1,680.00	\$2,234.40	\$6,720.00
4	\$101.25	\$810.00	\$891.00	\$1,113.75	\$2,025.00	\$2,693.25	\$8,100.00
5	\$118.50	\$948.00	\$1,042.80	\$1,303.50	\$2,370.00	\$3,152.10	\$9,480.00
6	\$135.75	\$1,086.00	\$1,194.60	\$1,493.25	\$2,715.00	\$3,610.95	\$10,860.00
7	\$153.04	\$1,224.33	\$1,346.77	\$1,683.46	\$3,060.83	\$4,070.91	\$12,243.33
8	\$170.38	\$1,363.00	\$1,499.30	\$1,874.13	\$3,407.50	\$4,531.98	\$13,630.00